




1 Thessalonians 4 – 5







1 Thessalonians 4 – 5

Six Steps to Understanding the Bible:


- A. Determine the Context
- B. Gather the Clues
- C. Compare and Contrast Scripture
- D. Consult Other Sources
- E. Draw Your Conclusion
- F. Commit to Take Action

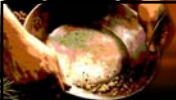




Six Steps


- 1. Determine the Context
 - A. Remote: Written by Paul
 - 1. After Galatians (2nd book)
 - 2. During his 2nd missionary journey
 - 3. While he was in Corinth (1 Corinthians 18:11)
 - 4. Against the backdrop of Acts 17:1-15

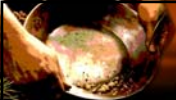




Six Steps


1. Determine the Context
 - B. Immediate: Personal Reflections in Light of Paul's Visit (1 Thessalonians 1-3)
 1. Paul's gratitude for the Thessalonians' exemplary faith (1 Thessalonians 1:1-10)
 2. A defense of Paul's ministry while in Thessalonica (1 Thessalonians 2:1-12)
 3. The Thessalonians' conversion and persecution (1 Thessalonians 2:13-16)






Six Steps


1. Determine the Context
 - B. Immediate: Personal Reflections in Light of Paul's Visit (1 Thessalonians 1-3)
 4. Paul's desire to revisit the Thessalonians (1 Thessalonians 2:17-3:10)
 5. Paul's prayer for the Thessalonians (1 Thessalonians 3:11-13)





Six Steps

2. Gather the Clues
 - A. Two Questions (Outline):
 1. What is the subject of this passage?
 2. What is being said about this subject?







Six Steps

2. Gather the Clues

B. Practical Instructions in Light of Christ's Return
(1 Thessalonians 4-5)

1. How to please God...(1 Thessalonians 4:1-12)
2. The rapture and resurrection...(1 Thessalonians 4:13-18)
3. The second coming of Christ...(1 Thessalonians 5:1-11)
4. Relationships within the body...(1 Thessalonians 5:12-22)
5. Concluding remarks...(1 Thess 5:23-28)






Six Steps

2. Gather the Clues

C. How to please God...(1 Thessalonians 4:1-12)

1. Excel still more (1 Thessalonians 4:1-2)
2. Be holy and pure (1 Thessalonians 4:3-5, 7-8)
3. Don't defraud another believer (1 Thessalonians 4:6)
4. Love all believers (1 Thessalonians 4:9-10)
5. Take care of your own business (1 Thessalonians 4:11)
6. Earn your own living (1 Thessalonians 4:12)





Six Steps

3. Compare and Contrast Scripture

- A. Resurrection
- B. Day of the Lord






Six Steps

4. Consult Other Sources

- A. www.bible.org
- B. www.biblegateway.org







Six Steps

5. Draw Your Conclusions

- A. Three Questions:
 - 1. What did it mean?
 - 2. What does it always mean?
 - 3. What does it mean for me today?
- B. "Greet all the brethren with a holy kiss."
(1 Thessalonians 5:26)





Six Steps

6. Commit to Take Action

